



Acoustical Surfaces, Inc.

SOUNDPROOFING, ACOUSTICS, NOISE & VIBRATION CONTROL SPECIALISTS

123 Columbia Court North • Suite 201 • Chaska, MN 55318
(952) 448-5300 • Fax (952) 448-2613 • (800) 448-0121


Email: sales@acousticalsurfaces.com
Visit our Website: www.acousticalsurfaces.com

We Identify and **S.T.O.P.** Your Noise Problems


NOISE S.T.O.P.™ Soundproof Windows for Recording Studios

Affordable, easy to install acoustical windows for...


RECORDING STUDIOS or PROJECTION PORTS for MOVIE THEATERS.



Front



Open



Side

FEATURES:

- 14 gal. welded steel construction.
- 2-piece telescoping frames adapt from 4" to 16" wall thickness.
- Dual pane angled insulated glass panels factory installed with dual isolation media to obtain maximum sound attenuation as well as unwanted reflections.
- Glass options offered in standard plate, opti-white and double optically coated high performance.
- Hand operated hinged glass frame for ease of cleaning and testing from between booth sound booths.
- Elastomeric seals isolate frame from wall to eliminate resonate noise.
- Matte black low glare powder coat finish.
- Clear and simple installation instructions and hardware included.

Stack multiple windows next to each other for a larger viewing area.

CUSTOM SIZES AVAILABLE.



Acoustical Surfaces, Inc.

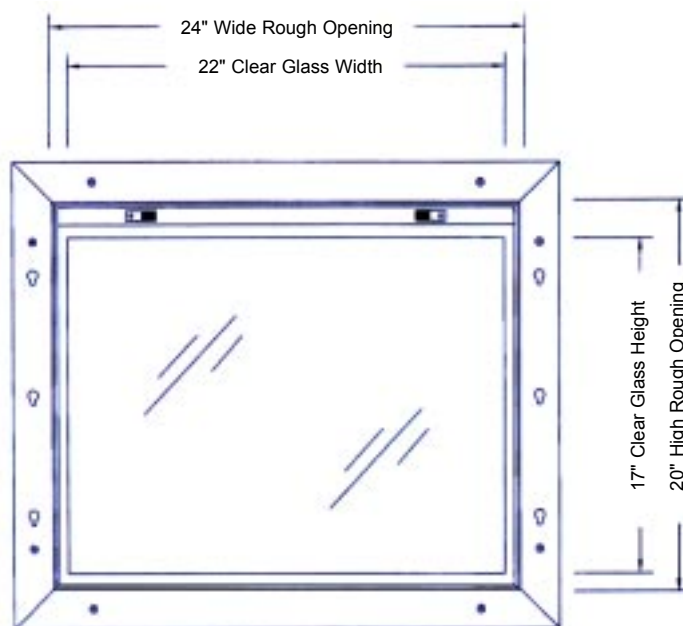
SOUNDPROOFING, ACOUSTICS, NOISE & VIBRATION CONTROL SPECIALISTS

123 Columbia Court North • Suite 201 • Chaska, MN 55318
(952) 448-5300 • Fax (952) 448-2613 • (800) 448-0121

Email: sales@acousticalsurfaces.com
Visit our Website: www.acousticalsurfaces.com

We Identify and **S.T.O.P.** Your Noise Problems

NOISE S.T.O.P.™ Soundproof Window



20" X 24" SOUNDPROOF WINDOW

WINDOW FEATURES:

- Rough opening size: 20" H x 24" W.
- Clear glass area: 17" H x 22" W.
- Wall thickness: 4" – 16".
- Dual pane insulated glass unit factory installed.
- Hand operated hinged glass to allow for easy cleaning and audio testing.
- Factory prepared for hardware free shelf and accessories.
- Installation instructions and hardware included.

**Custom Sizes Available
© Patent Pending*



Acoustical Surfaces, Inc.

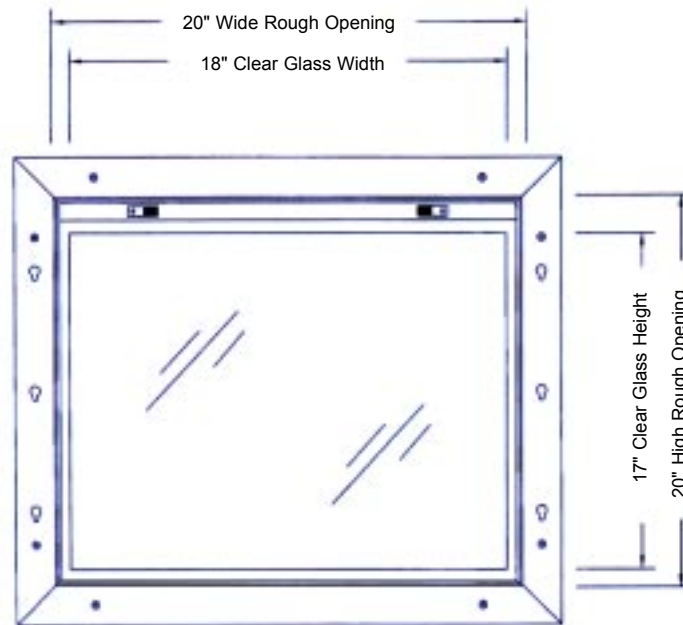
SOUNDPROOFING, ACOUSTICS, NOISE & VIBRATION CONTROL SPECIALISTS

123 Columbia Court North • Suite 201 • Chaska, MN 55318
(952) 448-5300 • Fax (952) 448-2613 • (800) 448-0121

Email: sales@acousticalsurfaces.com
Visit our Website: www.acousticalsurfaces.com

We Identify and **S.T.O.P.** Your Noise Problems

NOISE S.T.O.P.™ Soundproof Window



20" X 20" SOUNDPROOF WINDOW

WINDOW FEATURES:

- Rough opening size: 20" H x 20" W.
- Clear glass area: 17" H x 18" W.
- Wall thickness: 4" – 16".
- Dual pane insulated glass unit factory installed.
- Hand operated hinged glass to allow for easy cleaning and audio testing.
- Factory prepared for hardware free shelf and accessories.
- Installation instructions and hardware included.

**Custom Sizes Available
© Patent Pending*



Acoustical Surfaces, Inc.

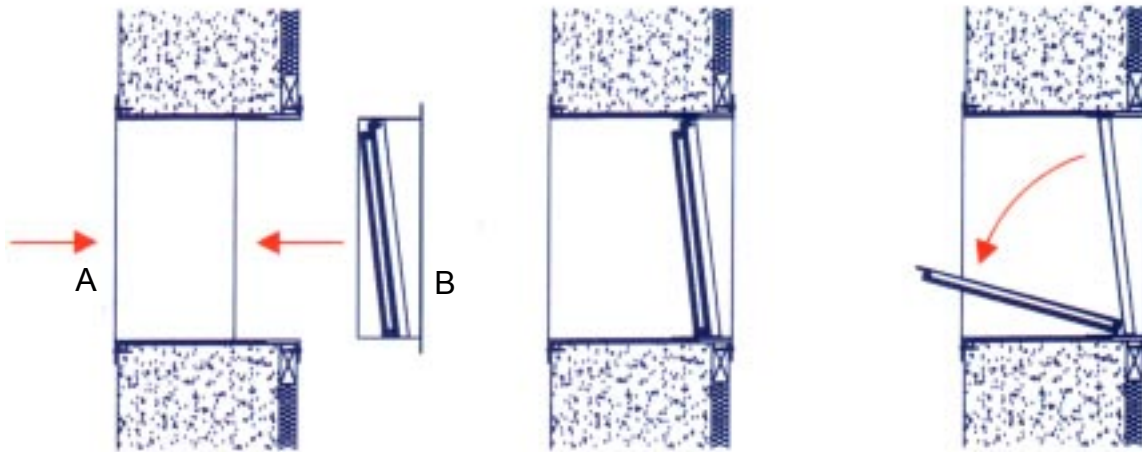
SOUNDPROOFING, ACOUSTICS, NOISE & VIBRATION CONTROL SPECIALISTS

123 Columbia Court North • Suite 201 • Chaska, MN 55318
(952) 448-5300 • Fax (952) 448-2613 • (800) 448-0121

Email: sales@acousticalsurfaces.com
Visit our Website: www.acousticalsurfaces.com

We Identify and **S.T.O.P.** Your Noise Problems

NOISE S.T.O.P.™ Installation Instructions



1. Insert Unit "A" (wall sleeve only) into rough opening from projection booth.
2. Level into opening and shim as required.
3. Pre-drill (8) holes through mounting holes supplied into wall and insert screws.
4. Carefully fill void area between rough opening and unit "A" with acoustic sealant on all four sides being sure to seal completely.
5. Insert Unit "B" (wall sleeve with glass) into unit "A".
6. Pre-drill (8) holes through mounting holes supplied into wall and insert screw.
7. Caulk gap between unit "A" and unit "B" with acoustic sealant on all four sides.